


PORT HOPE MAIN STREET DIORAMA & COMPANION BOOK

THE STORY, ITS PURPOSE AND THE DESIGN PHASES OF ITS
CONSTRUCTION.



On a trip to Port Hope in the spring of 2017, I paid a visit to the Port Hope Train Depot, and as on prior occasions, enjoyed meeting with the people and appreciating what they had accomplished. I was highly impressed with the restoration of the depot, the extensive collection of historical items, and the train layout on the lower level. As a young boy, I loved model trains and building little bridges and buildings. Upon seeing this display and knowing that the train layout was a work in progress, I felt a strong desire to build something for the display, to be a part of the project, and to make my contribution. I talked to my cousin Don Finkel and asked if I could possibly build something and have it added to the display. He welcomed the idea. I spent the next few weeks constructing a little building, and upon completion, took it back to Port Hope where it was added to the existing layout.

My interests in the Train Depot renovation and what it meant for Port Hope were now peaked. I purchased the book "Port Hope, Portrait of a Village", written by Dean Smith and Jim Hunter. Upon reading the book, I was taken back in time, to the village history so filled with wonderful stories and memories.

The Train Depot, and the "Portrait of a Village" book only sparked my interest to a much higher level. and put the idea in my head. What if we had a miniature display of the entire Port Hope Main Street business district as it existed in the 30's, 40's, or 50's? How interesting it would be for Port Hope residents to visit such a display and recall and share fond memories of the past. To construct such a display would of course be a huge undertaking, requiring extensive research, design, modeling, and imposing upon many Port Hope people & town historians for information, and, finally, a whole lot of time. The idea excited me very much and my inner self kept saying "you can do it". In September of 2017, I passed the idea by Don Finkel and he thought it sounded great. That's all I needed to hear. I decided to do the project. That week, I set up a little work area in my den and the "Port Hope Main Street" project began.

As I became ever more involved in the project, I wanted something more than a row of buildings. It needed to tell a story. How about adding Port Hope people to the scene? Actual individuals that lived during that time and depicted in a typical day to day setting. A store owner or proprietor, an aunt, uncle, grandparent? This would provide a more personal and human touch; a connection.

The question then became: How to describe the buildings, the various scenes and more importantly, how to identify the individuals? This Port Hope Main Street Booklet was the answer. A storybook if you will, with a three-part description of each of the village structures. Starting with a short history of its beginning, followed by a story describing the actual scene and individuals depicted in it, and wrapped up with the history of the structure to present time.

The display, in combination with this book, provides the link that defines its overall purpose. It serves not only as a diorama display and booklet of the village for public viewing, but an opportunity for people to gather, to unlock long forgotten memories, and to provide the opportunity for each of us to share those memorable stories and fun times of long ago. "Connections with the Past", my intent exactly!

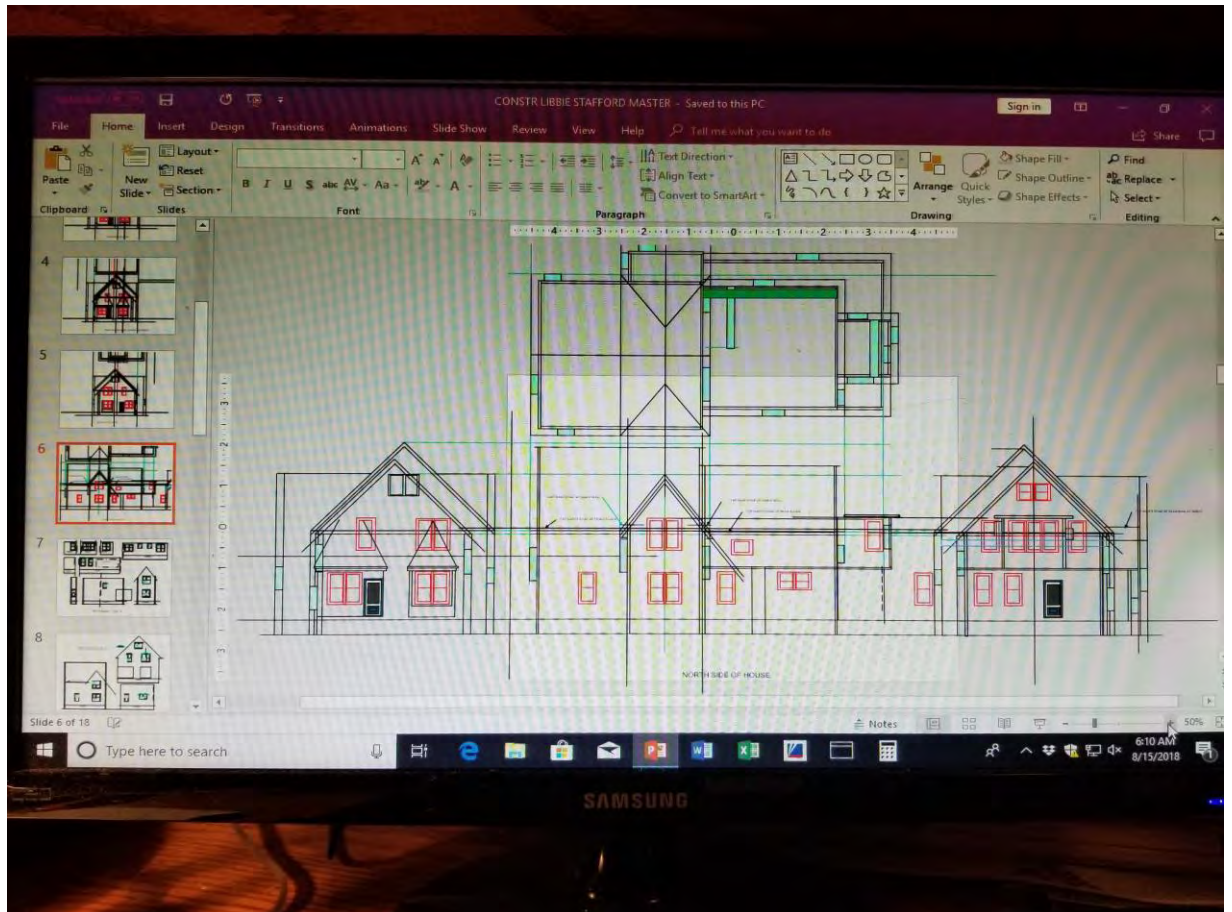
In the summer of 2019, after nearly two years, the project was complete. A diorama display that is four feet wide and twelve feet long, with over thirty structures lining both sides of Main Street. Included are over 100 "little people players", Port Hope residents that made the town what it was. And finally, this booklet, which tells the Main Street story, including a touch of humor and a walk back in time.

I thank you and urge all to visit the display. For additional enjoyment, I highly recommend that you visit the Port Hope Train Depot and to purchase the book, "Portrait of a Village", providing a more in-depth history of this special town... "The Little Town with the Big Welcome".

Alger K. Rutz



WORK AREA IN DEN




COMPUTER DESIGN W.R.STAFFORD HOUSE



PIECES CUT-OUT
W.R. STAFFORD HOUSE



COMPUTER PROPORTIONING
TO PHOTO
LIBBIE STAFFORD HOUSE



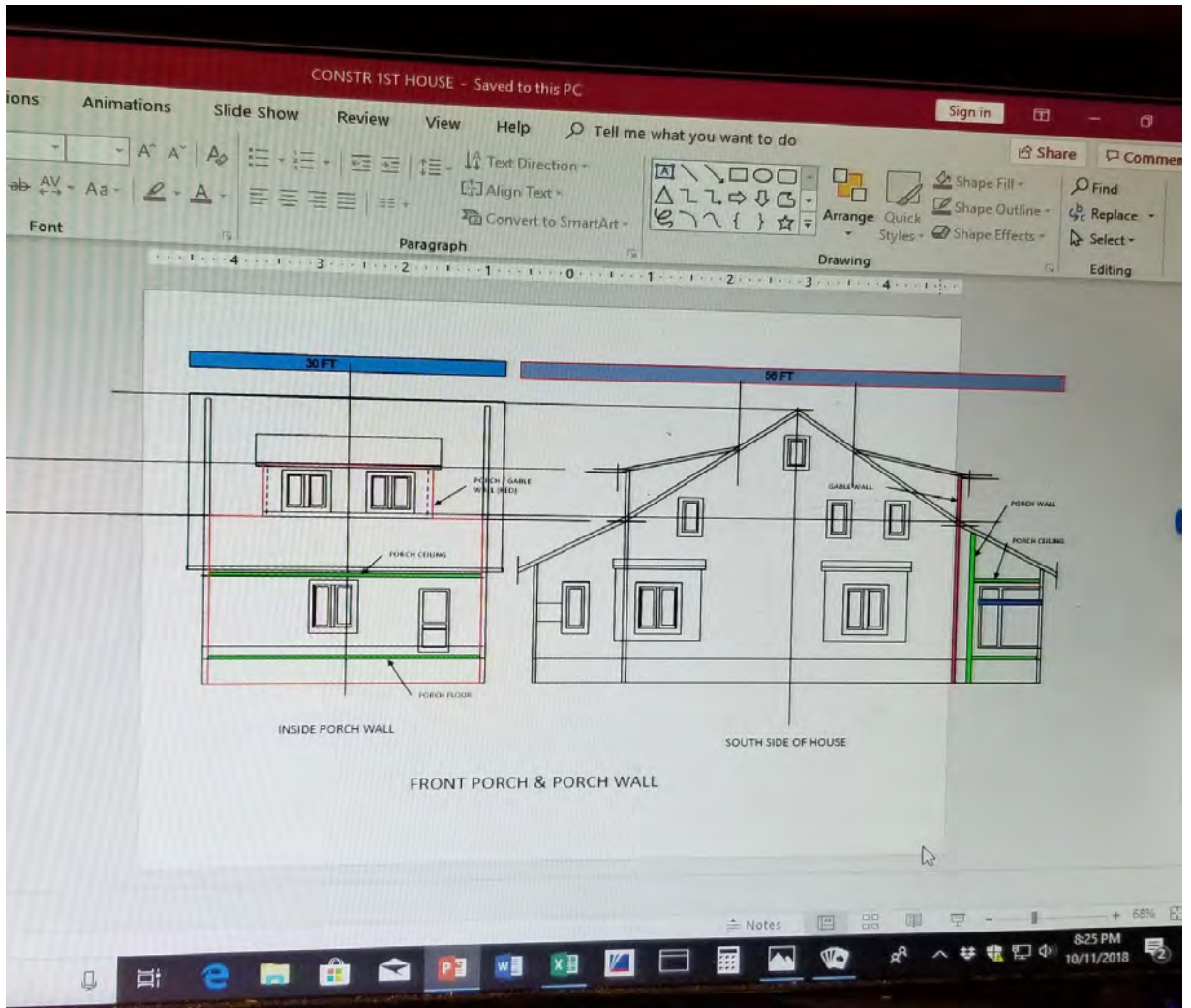
PIECES CUT OUT
LIBBIE STAFFORD HOUSE



TAKING SHAPE
LIBBIE STAFFORD HOUSE



FINISHED PRODUCT
LIBBIE STAFFORD HOUSE



COMPUTER DESIGN COOK HOUSE



PIECES CUT OUT
COOK HOUSE



TAKING SHAPE
COOK HOUSE



**FINISHED PRODUCT
COOK HOUSE**



PIECING TOGETHER SECTIONS
ON DINING ROOM TABLE



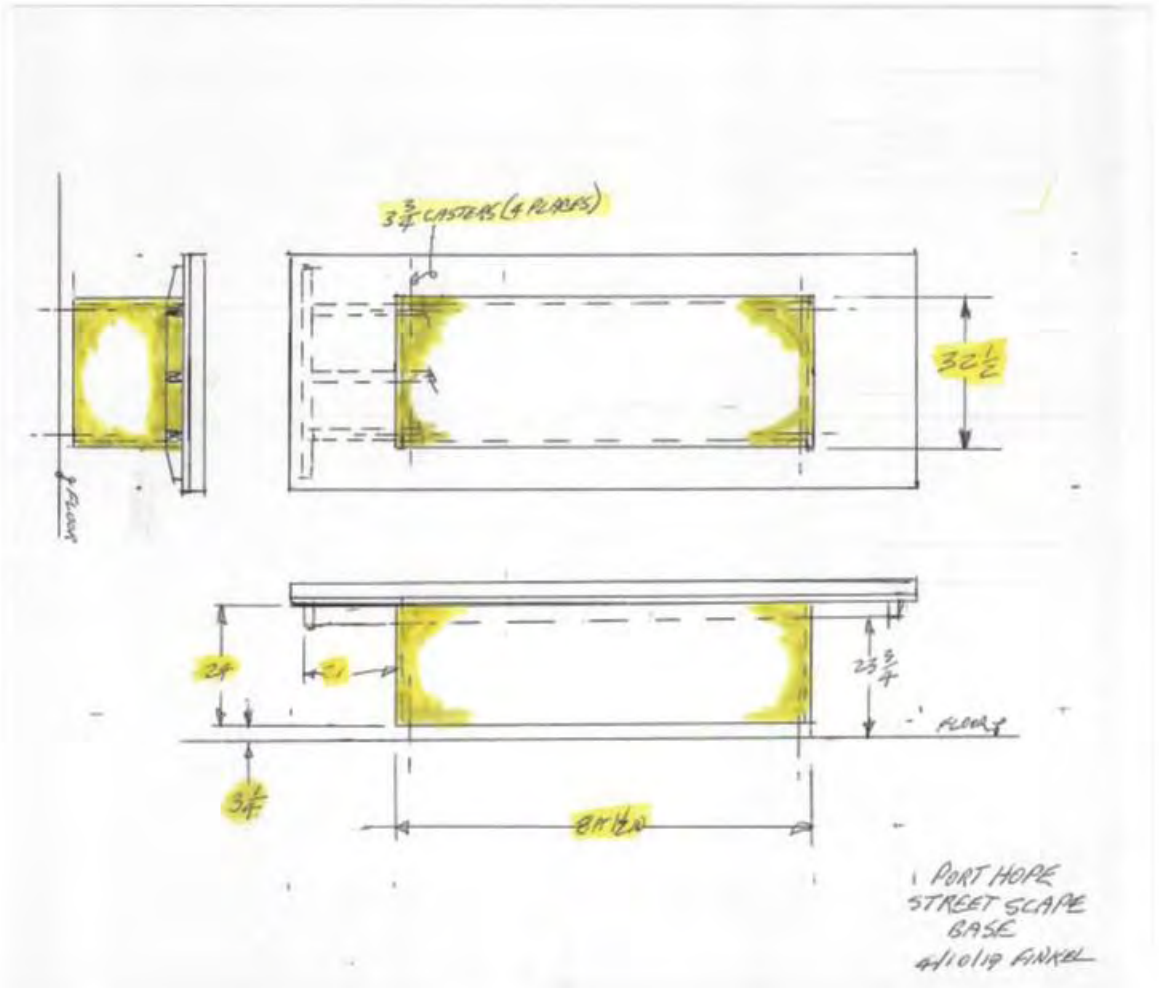
**DISPLAY TABLE
UNDERSIDE STRUCTURE**



DISPLAY TABLE
TOP SIDE



**DIMENSIONS PROVIDED TO
D. FINKEL FOR BASE DESIGN**



BASE DESIGN BY D. FINKEL



BASE CONSTRUCTED




BASE READY FOR DISPLAY TABLE



PREPARATION FOR LEXAN DOME



FITTING THE LEXAN DOME



FITTING THE LEXAN DOME



PORT HOPE WELCOME SIGN



WELCOME SIGN
COMPUTER DESIGN



WELCOME SIGN
3D PRINTER



WELCOME SIGN
PAINTED



**FINISHED DISPLAY
READY FOR DELIVERY TO
PORT HOPE**